# VBCC Valvole di bilanciamento doppie per centro chiuso
## *Dual counterbalance valves for closed center*



### Schema idraulico - *Hydraulic circuit*

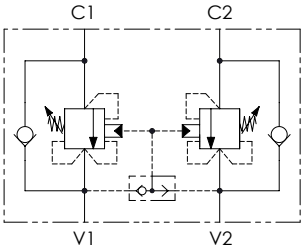


### Performances

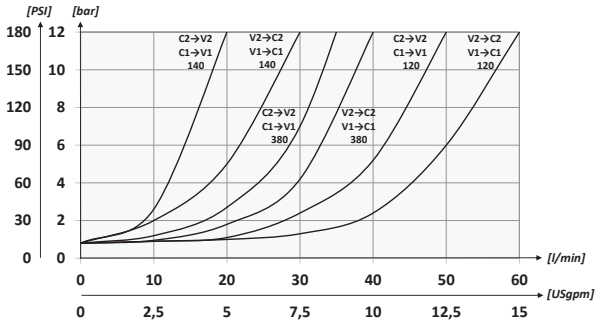


### Codice ordinazione *Ordering code*

| 01 | 02 | 03 | 04 | 05 |
|---|---|---|---|---|
| **VBCC** | | | **S** | |

| | | | | | |
|---|---|---|---|---|---|
| **01** | Valvole di bilanciamento doppie per centro chiuso *(Dual counterbalance valves for closed center)* | | | | **VBCC** |
| **02** | Dimensione *(Size)* | | BSPP 1/4 | | **140** |
| | | | BSPP 3/8 | | **380** |
| | | | BSPP 1/2 | | **120** |
| **03** | Molla *(Spring)* **30/210 bar** *(435/3045 PSI)* | Rp 1:4.25 | Incremento pressione al giro *(Press. increase)* **78 bar/al giro** *(1131 PSI/turn)* | Taratura standard *(Std. setting)* **Q=5 l/min 200 bar** *(2900 PSI)* | **1** |
| | | Rp 1:8.75 | Incremento pressione al giro *(Press. increase)* **160 bar/al giro** *(2320 PSI/turn)* | | |
| | Molla *(Spring)* **60/350 bar** *(870/5075 PSI)* | Rp 1:4.25 | Incremento pressione al giro *(Press. increase)* **135 bar/al giro** *(1958 PSI/turn)* | Taratura standard *(Std. setting)* **Q=5 l/min 350 bar** *(5075 PSI)* | **2** |
| | | Rp 1:8.75 | Incremento pressione al giro *(Press. increase)* **160 bar/al giro** *(2320 PSI/turn)* | | |
| **04** | Materiale *(Material)* | | Corpo in acciaio + zincatura *(Steel body + zinc-plated)* | | **S** |
| **05** | Rapporto di pilotaggio *(Pilot ratio)* | | 1:4.25 Standard | | **/** |
| | | | 1:8.75 | | **8** |

### Dati tecnici - *Technical data*

| | | |
|---|---|---|
| **Olio idraulico**/*Mineral oil* | **ISO 6743/4** *(DIN 51524)* | |
| **Viscosità olio**/*Oil viscosity* | **15-250 mm²/s** *(15 to 250 cSt)* | |
| **Classe di contaminazione max con filtro** *Max contamination index with filter* | **ISO 4406:1999 Classe 19/17/14** | |
| **Temperatura dell'olio**/*Oil temperature* | **-20°C +80°C** | *-4°F + 176°F* |
| **Temperatura ambiente**/*Ambient temperature* | **-20°C +50°C** | *-4°F + 122°F* |

**È indispensabile l'utilizzo di un filtro per proteggere la valvola (filtrazione consigliata 15 µm)**
*It is necessary a filter use to protect the valve (advised filtration 15 µm)*

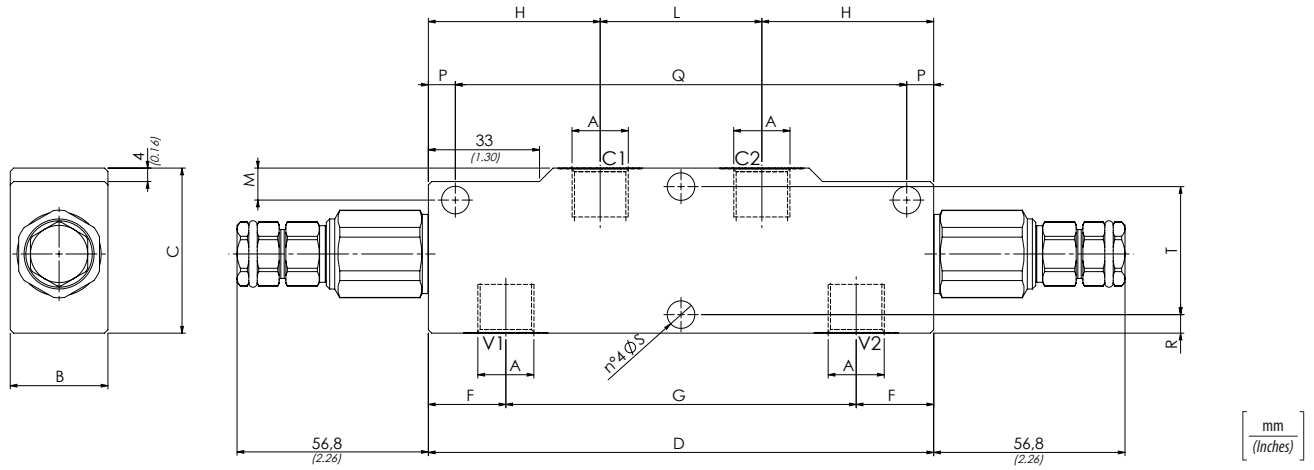


### Caratteristiche tecniche - *Technical characteristics*

| Tipo *Type* | A | Portata max *Max flow* l/min-*USgpm* | Pressione max *Max pressure* bar/*PSI* | B | C | D | F | G | H | L | M | P | Q | R | S | T | Peso approssimativo (kg) *Approx weight (lb)* |
|---|---|---|---|---|---|---|---|---|---|---|---|---|---|---|---|---|---|
| **VBCC140** | **BSPP 1/4** | **30** *(8)* | **350** *(5075)* | **29** *(1.14)* | **49** *(1.93)* | **150** *(5.91)* | **23** *(0.91)* | **104** *(4.09)* | **51** *(2,01)* | **48** *(1.89)* | **10** *(0.39)* | **8** *(0.31)* | **134** *(5.28)* | **5,5** *(0.22)* | **8,2** *(0.32)* | **38** *(1.50)* | **1,68** *(3.70)* |
| **VBCC380** | **BSPP 3/8** | **40** *(10.5)* | | | | | | | | | | | | | | | **1,66** *(3.66)* |
| **VBCC120** | **BSPP 1/2** | **60** *(16)* | | | **59** *(2.32)* | | **21** *(0.83)* | **108** *(4.25)* | | | **12** *(0.47)* | | | **7,5** *(0.29)* | | **43** *(1.69)* | **1,89** *(4.16)* |